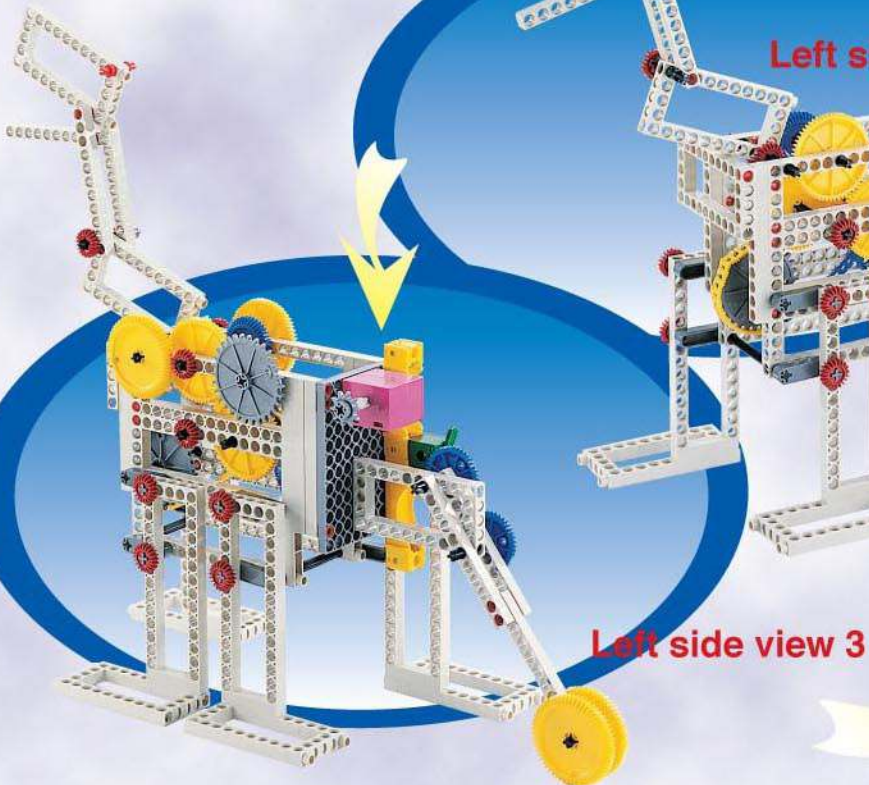


Left side view 1

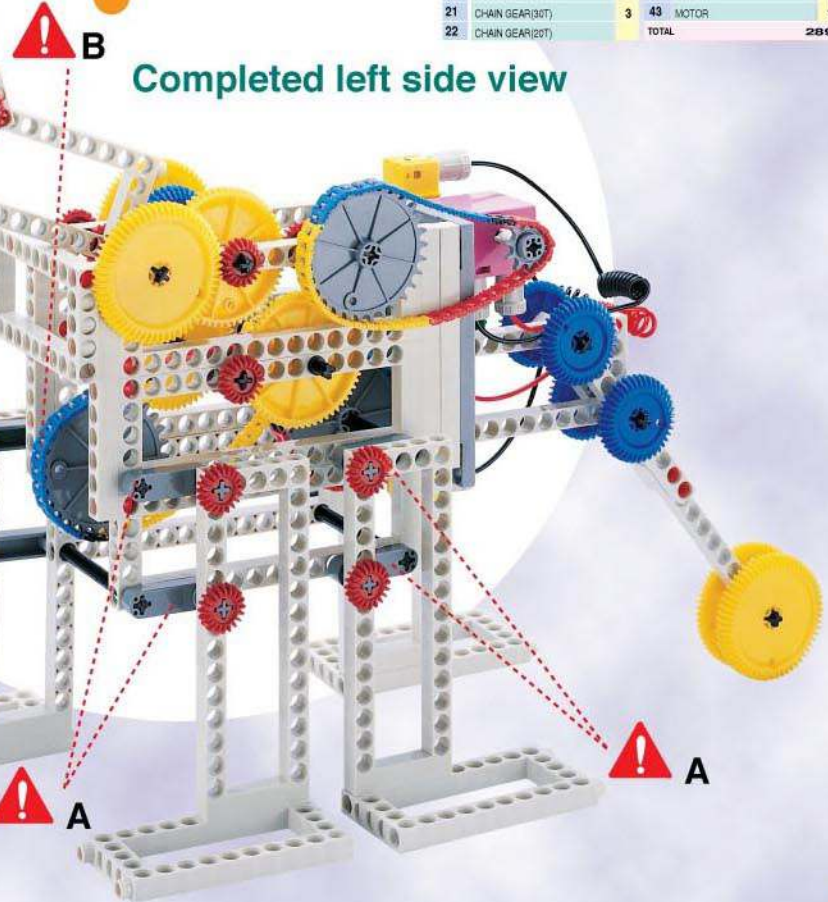


Left side view 2



Left side view 3

B. Before the chains are put on the model it is a "must" to finish the assembly of 4 " feet" of double crank and put them on the floor flatly so that the dinosaur can crawl smoothly.



Completed left side view


NO.	PART NAME	QTY	NO.	PART NAME	QTY
1	BASE GRID	1	23	CHAIN GEAR (10T)	4
2	BASE CONNECTOR	1	24	CHAIN (RED)	40
3	SMALL FRAME (5 X 10)	7	25	CHAIN (YELLOW)	40
4	BIG FRAME (5 X 14)	9	26	CHAIN (BLUE)	40
5	ROD	11	27	CHAIN (BLACK)	17
6	LONG DRIVE AXLE	8	28	GEAR RACK	1
7	MIDDLE DRIVE AXLE	1	29	FRAME / BAR SLIDER	1
8	SHORT DRIVE AXLE	2	30	FRAME / BAR SUPPORT	1
9	DRIVE AXLE SUPPORT	2	31	DOUBLE GEAR RACK SUPPORT	1
10	CAM CONNECTOR	1	32	CRANK W/FLANGE	4
11	PEG / AXLE REMOVER	1	33	CRANK W/OUT FLANGE	4
12	AXLE	20	34	EXPANDABLE WORM GEAR	1
13	PG PEG	35	35	STRING	1
14	RED GEAR (20 T)	19	36	HOOK	1
15	BLUE GEAR (40 T)	5	37	EGG CAM	1
16	YELLOW GEAR (60 T)	6	38	SNAIL CAM	1
17	PINK GEAR (XL)	2	39	WIRE CONNECTOR (BLACK)	2
18	PINK GEAR ADAPTER	2	40	WIRE CONNECTOR (RED)	1
19	BAR	1	41	BATTERY HOLDER	1
20	ROD CONNECTOR	1	42	SWITCH	1
21	CHAIN GEAR (30T)	3	43	MOTOR	1
22	CHAIN GEAR (20T)	1	TOTAL		289



Right side view 2



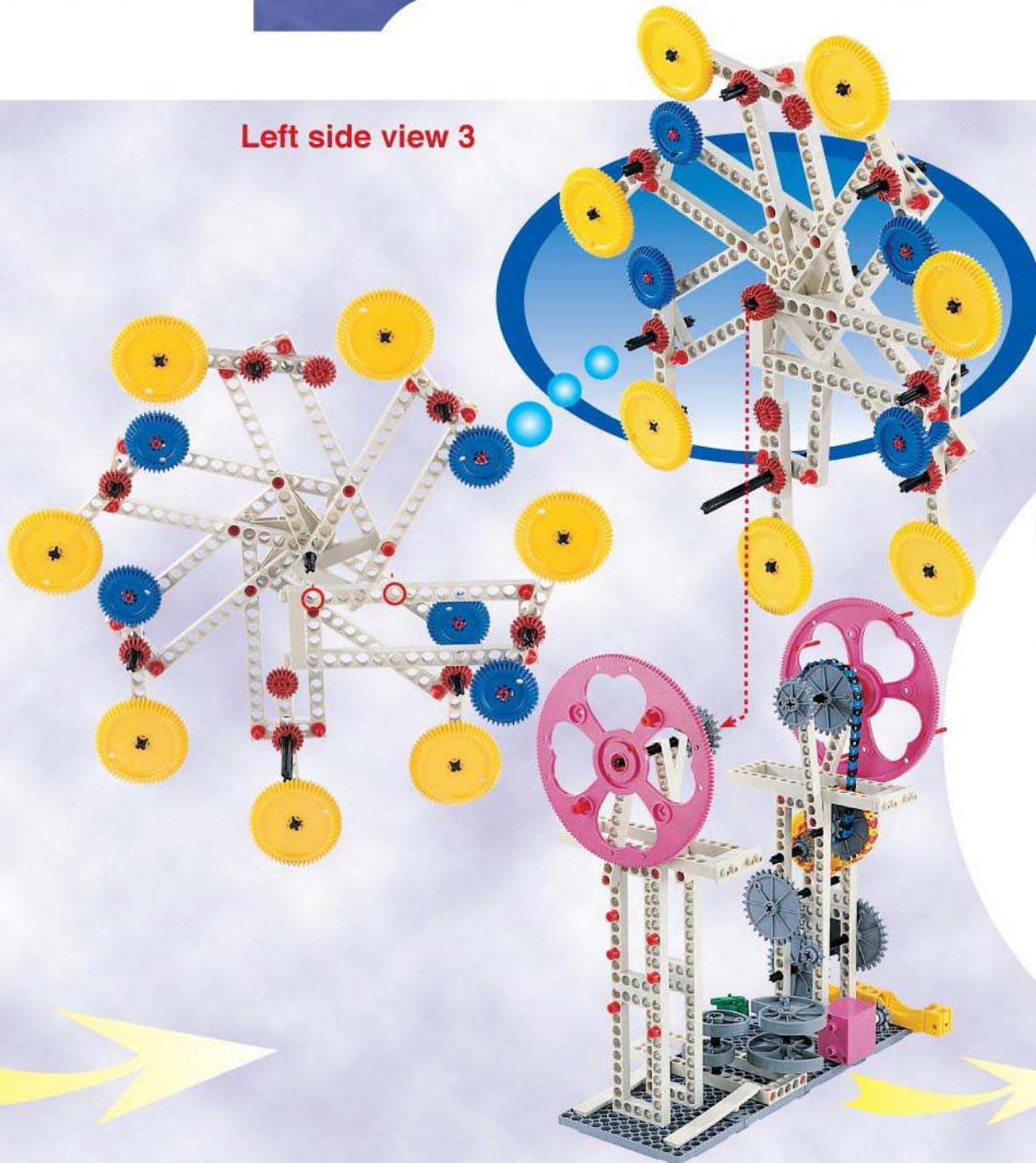
Right side view 3



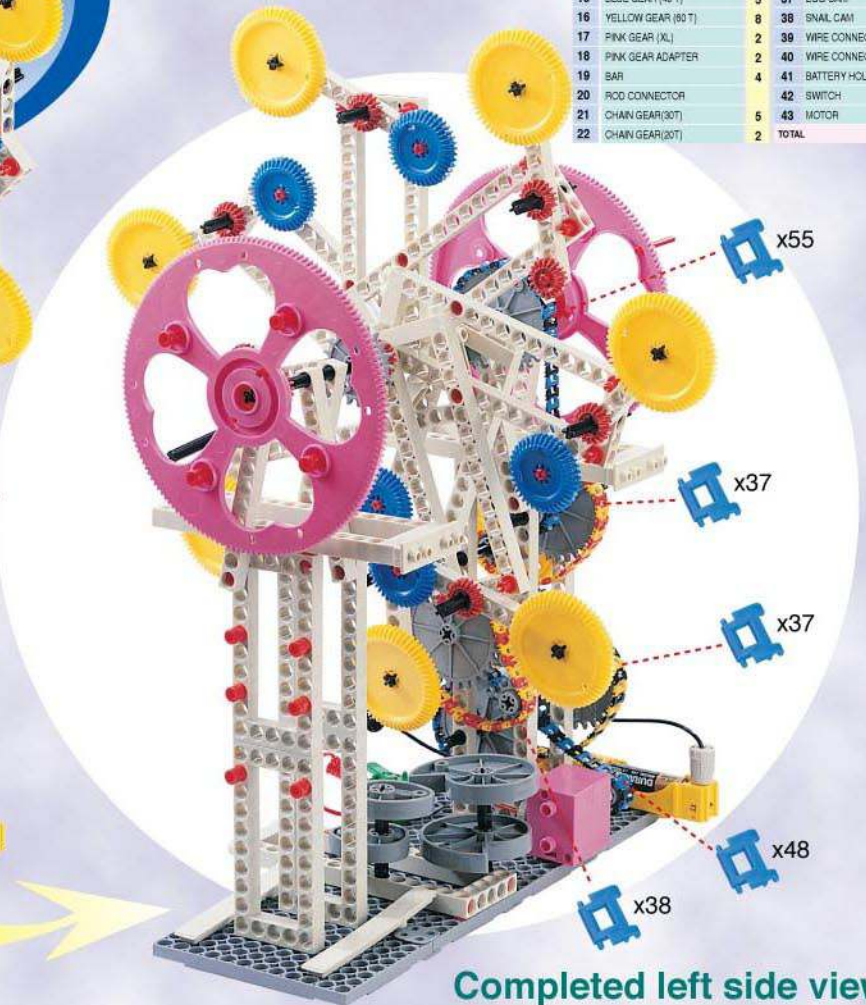
Completed right side view

NO.	PART NAME	QTY	NO.	PART NAME	QTY
1	BASE GRID	4	23	CHAIN GEAR (10 T)	5
2	BASE CONNECTOR	5	24	CHAIN (RED)	67
3	SMALL FRAME (5 X 10)	5	25	CHAIN (YELLOW)	67
4	BIG FRAME (5 X 14)	10	26	CHAIN (BLUE)	66
5	ROD	11	27	CHAIN (BLACK)	24
6	LONG DRIVE AXLE	4	28	GEAR RACK	4
7	MIDDLE DRIVE AXLE	1	29	FRAME / BAR SLIDER	1
8	SHORT DRIVE AXLE	8	30	FRAME / BAR SUPPORT	1
9	DRIVE AXLE SUPPORT	31	DOUBLE GEAR RACK SUPPORT	1	
10	CAM CONNECTOR	32	CRANK W/FLANGE	4	
11	PEG / AXLE REMOVER	33	CRANK W/OUT FLANGE	4	
12	AXLE	6	34	EXPANDABLE WORM GEAR	1
13	PG PEG	17	35	STRING	1
14	RED GEAR (20 T)	13	36	HOCK	1
15	YELLOW GEAR (40 T)	1	37	EGG CAM	1
16	YELLOW GEAR (80 T)	3	38	SNAIL CAM	2
17	PINK GEAR (XL)	3	39	WIRE CONNECTOR (BLACK)	2
18	PINK GEAR ADAPTER	1	40	WIRE CONNECTOR (RED)	1
19	BAR	8	41	BATTERY HOLDER	1
20	ROD CONNECTOR	42	42	SWITCH	1
21	CHAIN GEAR (30 T)	4	43	MOTOR	1
22	CHAIN GEAR (20 T)	4	44		1
			TOTAL		347

Left side view 3



NO.	PART NAME	QTY	NO.	PART NAME	QTY
1	BASE GRID	4	23	CHAIN GEAR (10T)	5
2	BASE CONNECTOR	8	24	CHAIN (RED)	62
3	SMALL FRAME (5 X 10)	8	25	CHAIN (YELLOW)	43
4	BIG FRAME (5 X 14)	10	26	CHAIN (BLUE)	43
5	ROD	12	27	CHAIN (BLACK)	67
6	LONG DRIVE AXLE	9	28	GEAR RACK	
7	MIDDLE DRIVE AXLE	6	29	FRAME / BAR SLIDER	2
8	SHORT DRIVE AXLE	11	30	FRAME / BAR SUPPORT	2
9	DRIVE AXLE SUPPORT	2	31	DOUBLE GEAR RACK SUPPORT	
10	CAM CONNECTOR	4	32	CRANK W/FLANGE	
11	PEG / AXLE REMOVER	11	33	CRANK W/OUT FLANGE	
12	AXLE	20	34	EXPANDABLE WORM GEAR	
13	PG PEG	35	35	STRING	
14	RED GEAR (20 T)	14	36	HOOK	
15	BLUE GEAR (40 T)	5	37	EGG CAM	2
16	YELLOW GEAR (80 T)	8	38	SNAIL CAM	2
17	PINK GEAR (XL)	2	39	WIRE CONNECTOR (BLACK)	2
18	PINK GEAR ADAPTER	2	40	WIRE CONNECTOR (RED)	1
19	BAR	4	41	BATTERY HOLDER	1
20	ROD CONNECTOR	4	42	SWITCH	1
21	CHAIN GEAR(30T)	5	43	MOTOR	1
22	CHAIN GEAR(20T)	2	TOTAL		405



Completed left side view